

# Milesight 16-Port PoE Switch



200W

MS-S0216-GL


DATASHEET

## KEY FEATURES

- ▶ **Ports** (Provide 16\*10/100Mbps PoE ports and 2\*1000Mbps uplink ports.)
- ▶ **PoE Protocol** (IEEE 802.3af and IEEE 802.3at Power over Ethernet (PoE) compliant.)
- ▶ **Total PoE Power** (Power budget of 200W and 30W for all PoE ports and single port respectively.)
- ▶ **Self-adaption Port** (RJ45 port supports 10/100Mbps Auto MDI/MDIX.)
- ▶ **Extend Mode** (Extend PoE up to 250m on one single cable.)
- ▶ **Wide Application** (Available for wireless AP and network cameras through CAT 5 cable.)
- ▶ **Surge Protection** (Protect the device from lightning surges and other electrical hazards.)
- ▶ **Easy to Use** (Easily understandable working status, simple and convenient functions with no configuration.)

### Versatile Ports

Featuring 16\*10/100Mbps PoE ports which support IEEE 802.3af/at protocol and 2\*Gigabit uplink ports, the Milesight PoE Switch provides maximum power budget of 200W and 30W for all PoE ports and every single PoE port respectively, allowing users to have several different camera variations configured.



### Flexible Extend Mode

With the mode, the PoE Switch is able to offer more flexible choices for long range transmission, extending the distance up to 250m (PoE ports of 9-16 supported). The cost-saved functions is greatly helpful to bring better user experience.

### Surge Protection

4KV surge protection keeps PoE Switches from lightning strikes and other electrical surges, offering reliable performance even in some harsh environments.



### Easy to Use

With exquisite structure, the PoE Switch is a truly user-friendly device owns strong functionality. The plug and play with no configuration and the indicator lights will have no doubt to bring great ease of use.

# Milesight 16-Port PoE Switch



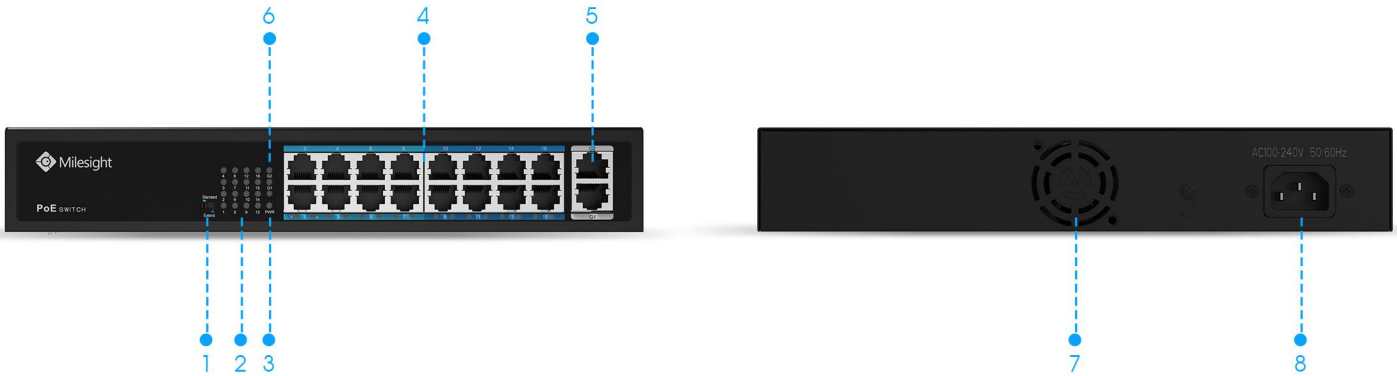
Model	MS-S0216-GL
Ports	16X10/100Mbps PoE ports (RJ45) + 2X1000Mbps uplink ports
Standard	IEEE802.3 10Base-T IEEE802.3i 10Base-T IEEE802.3u 100Base-TX IEEE802.3ab 1000Base-T IEEE802.3x
Switching Capacity	14.8Gbps (non-blocking)
Packet Forwarding Rate @64byte	5.36Mpps
Packet Forwarding Cache	4M
MAC	16K
Power Supply	Built-in switching power supply AC 100~240V, 50-60Hz, 4.1A
PoE Standard	IEEE802.3af/at
Max. PoE Power	Max. capacity: 200W Max. capacity for single port: 30W
Functional Switch	<b>Standard Mode:</b> Port 1~16: 10/100Mbps auto-sensing @100 meters & Port 17~18: 1000Mbps @100 meters <b>Extend Mode:</b> Port 1~8: 10/100Mbps auto-sensing @100 meters & Port 9~16: 10Mbps @250 meters & Port 17~18: 1000Mbps @100 meters <b>Note:</b> When the switch status changes, PoE switch must be restarted for the switch function to take effect.
Indicator	Power Indicator: PWR (green) Network Indicator: Link (yellow) PoE Working Indicator: PoE (green) Functional Switch Indicator: EXTEND (green)
Cooling Fan	1
Operating Temperature	-20°C~55°C
Storage Temperature	-40°C~75°C
Operating/Storage Humidity	10%~ 90%RH (non-condensing)
Lightning Protection/Protection Level	Port lightning protection: 4KV 8/20us Protection level: IP30
Dimensions	270.4mm(W)X181mm(D)X44mm(H)
Weight	1.5kg
Installation Method	Desktop Mounted Type/Wall Mounted Type
Warranty	2 Years

V1.0

# Milesight 16-Port PoE Switch


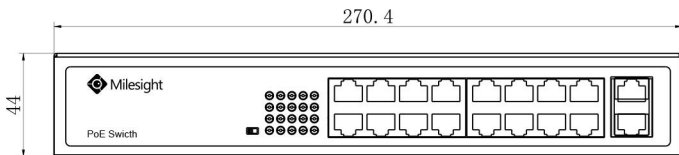


## Interfaces



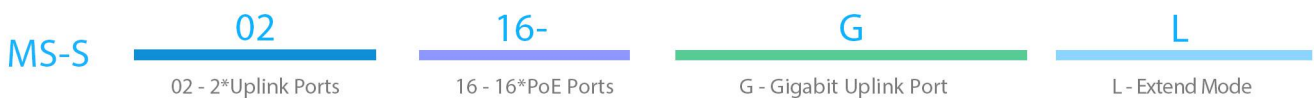
- 1. Standard Mode/Extend Mode
- 2. PoE Working Indicator
- 3. Power Indicator
- 4. PoE Ports
- 5. Uplink Ports
- 6. Network Indicator
- 7. Fan
- 8. Power Port

## Structure Diagrams



Units: mm

## Naming Convention



Milesight Technology Co.,Ltd. | [www.milesight.com](http://www.milesight.com)

Contact Us: [sales@milesight.com](mailto:sales@milesight.com) [support@milesight.com](mailto:support@milesight.com)

Add: 220 NE 51st Street, Oakland Park, Florida 33334, USA  
Tel: +1-800-561-0485

Add: 925, Anyang SK V1 Center, LS-ro 116beon-gil, Dongan-gu, Anyang-si, Korea  
Tel: +82-31-990-7772

Add: No.23 Wanghai Road, 2nd Software Park, Xiamen, China  
Tel: +86-592-5922772

